



How to unlock a Webmix in Symbaloo

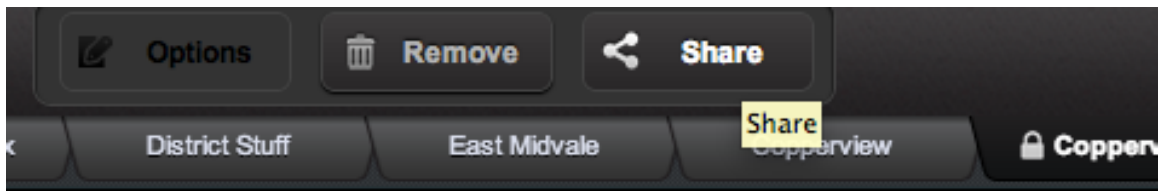


Your Copperview Webmix has a padlock on it. This means that you can't add tiles to this Webmix, only the owner can (Sierra). If you would like to unlock the Copperview Webmix follow the steps below.

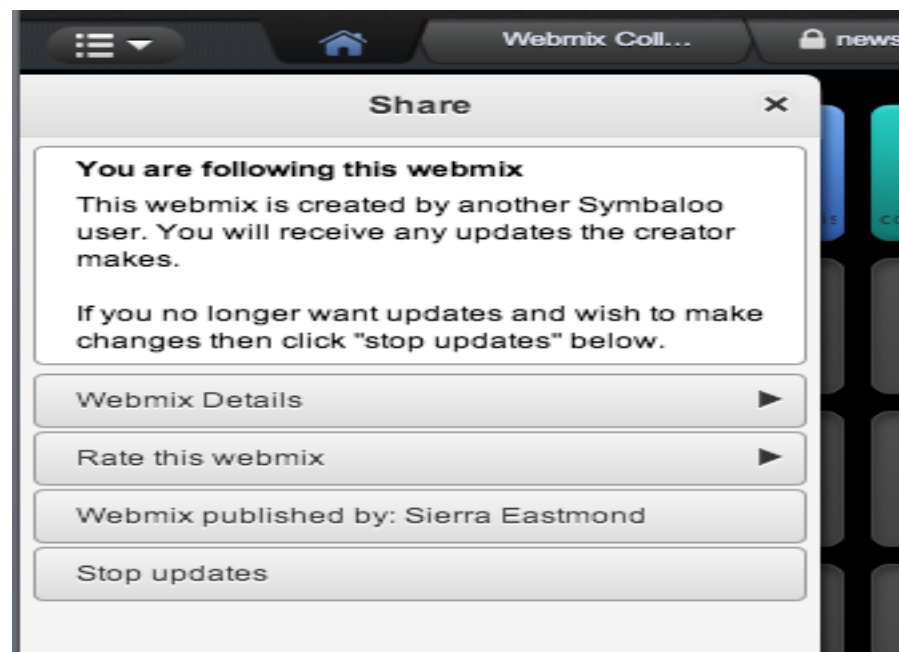
1. Click on the padlocked Copperview Webmix.



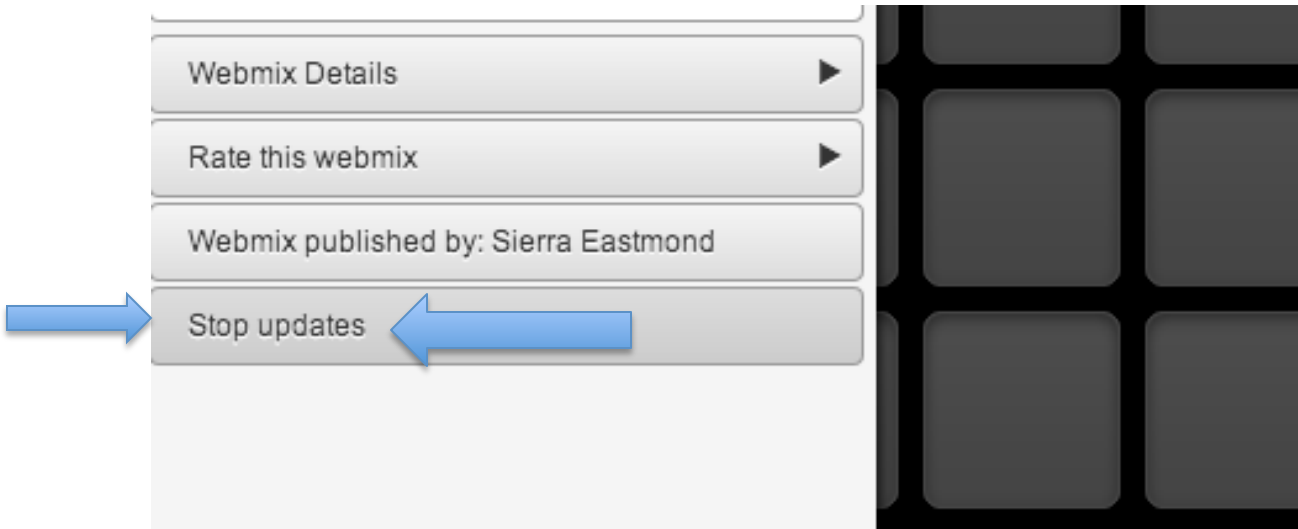
2. Click on the Share button above the Copperview Webmix.



3. Once you click Share, this window will open on the right hand side of your screen.



4. The bottom option says "Stop updates," click this.



5. You will see the padlock disappear from your Copperview Webmix. This Webmix is now unlocked and you can add tiles to the webmix.



Remember, if you unlock a Webmix, you will not receive updated tiles that the owner (Sierra) adds to the Webmix.